



**CREATE A MODERN,
ELEGANT DESIGN
WITH US!**

INTERIOR DOORS

📍 401 N Clearly Rd, West Palm
Beach, FL 33413

✉ info@reso-usa.com

📞 +1 561-328-8539

📞 +1 561-619-4191

📞 +1 866-632-1826 (Toll-free)




www.reso-usa.com



ABOUT RESO

We take great pride in the quality of our products

Our team boasts over a decade of experience in the production of construction materials, and we have expanded our operations to include the manufacturing of top-tier interior doors. We are committed to providing our customers with doors that are not only stylish and functional but also built to last.



RESO IN NUMBERS

10+

YEARS OF EXPERIENCE

300,000+

SQUARE FEET

100+

LOYAL EMPLOYEES



MADE IN THE USA



LIFETIME WARRANTY

OUR MISSION

We have a team of over 100 employees who are passionate about producing high-quality interior doors. Our team understand the importance of a first-class door in every home, and our goal is to provide you with a product that exceeds your expectations. With a Reso door, you can be sure that you're getting the best quality and durability.

OUR PRODUCTS



Solid wood shaker style doors

Are you a builder looking to enhance the appeal of your projects? Or perhaps a homeowner seeking to breathe new life into your living spaces? Look no further than our exquisite collection of Solid Wood Doors — the perfect solution for both builders and those planning to upgrade their home doors.



Molding & Millwork

Our moldings have a timeless design and will fit into any interior. Complete your perfect door with the perfect moldings. Create a finished look for your room.

SLAB DOORS

Universal construction perfect for use as a replacement, barn, pocket, or sliding door

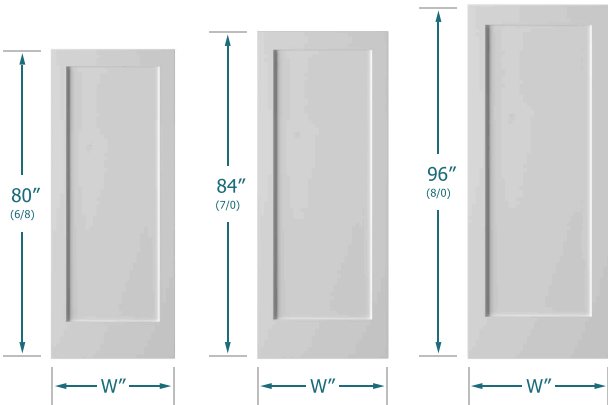

solid wood shaker style



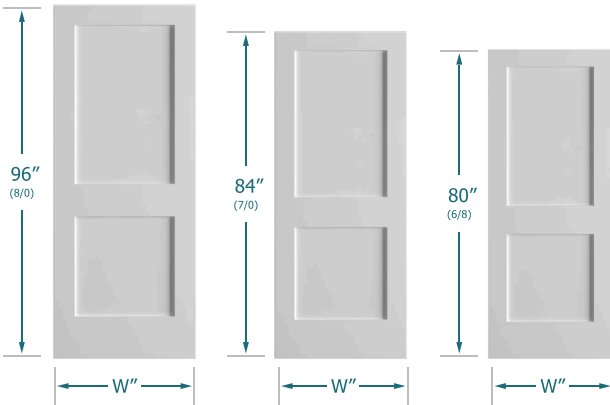
SINGLE PREHUNG

Suitable for any room, easy to fit into the interior design

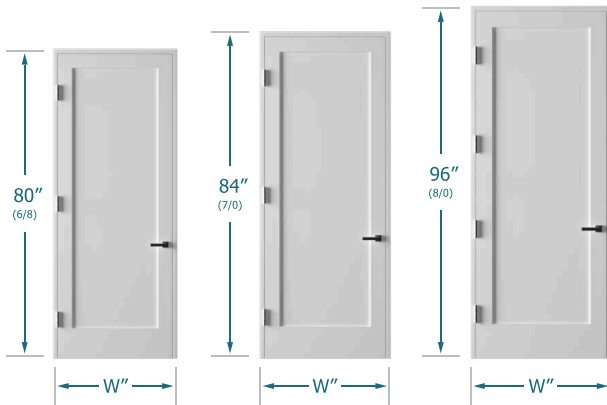
solid wood shaker style



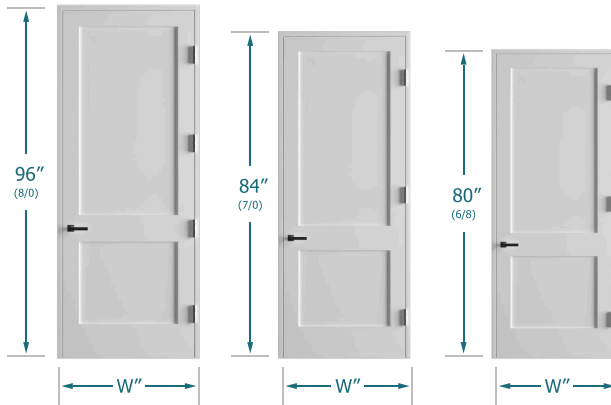
NEWTON COLLECTION



GAUSS COLLECTION



NEWTON COLLECTION



GAUSS COLLECTION

Hanging options for slab doors*

*hanging accessories are not included in the price of the set



Sliding door



Replace the existing door



Barn door

Size availability chart

Width"	18" (1/6)	22" (1/10)	24" (2/0)	28" (2/4)	30" (2/6)	32" (2/8)	34" (2/10)	36" (3/0)
In Stock	✓	✓	✓	✓	✓	✓	✓	✓

Variety of hinge finish



Antique Brass



Matte Black



Chrome



Satin Nickel



White Primed

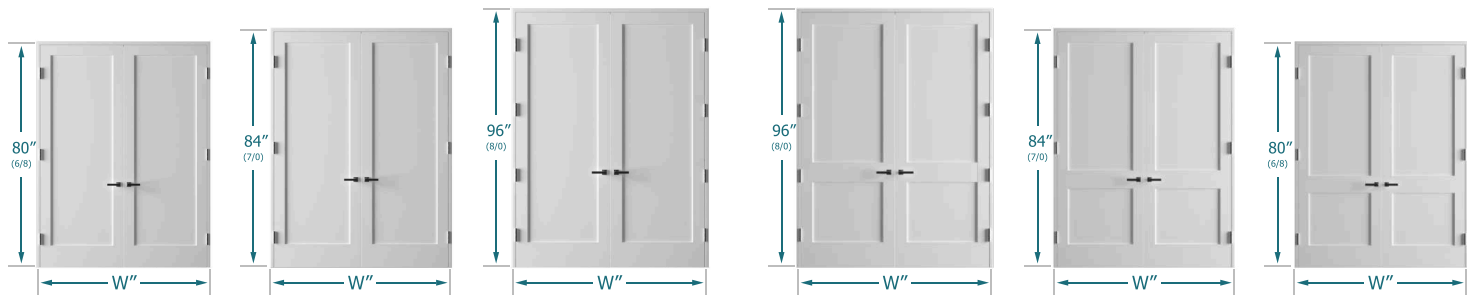
Size availability chart

Width"	18" (1/6)	22" (1/10)	24" (2/0)	28" (2/4)	30" (2/6)	32" (2/8)	34" (2/10)	36" (3/0)
In Stock	✓	✓	✓	✓	✓	✓	✓	✓

DOUBLE DOORS

solid wood shaker style


Instantly transform any room with its clean, timeless design that complements any decor



NEWTON COLLECTION

GAUSS COLLECTION

Variety of hinge finish



Size availability chart


Width"	36" (3/0)	44" (3/8)	48" (4/0)	56" (4/8)	60" (5/0)	64" (5/4)	68" (5/8)	72" (6/0)
In Stock	✓	✓	✓	✓	✓	✓	✓	✓

MOLDING & MILLWORK

If you are looking for a simple and clean molding profile, our flat moldings are a great option for any project

Adding a decorative door molding is one of the easiest ways to create architectural interest in any room in your home. Instantly transform any room with its clean, timeless design that complements any decor — from traditional to transitional and modern interiors.

Moldings help to cover the gap or space between the drywall and the window or door frame to create an aesthetically pleasing final look.



KEY FEATURES

- A traditional pattern creates a classic style for your doors and windows.
- Can be painted with any high quality, latex-based paint.
- Smooth, consistent surface is free from knots and is ready to finish.
- Installs with common woodworking tools.

MOLDINGS

view full collection




BASEBOARDS

view full collection




RMC-LM48



RMC-LM49




RMC-LM51




RMB-4180



RMB-M713




RMB-VICB



RMC-M52



RMC-M100




RMC-MSIS5



RMB-6180



RMB-SCP7



RMB-725

CASINGS

view full collection



MILLWORK

view full collection




RMC-MSI4




RMC-326




RMC-M3




RMM-292



RMM-8166




RMM-M144




RMC-M15




RMC-SCP3




RMC-316



RMM-M142

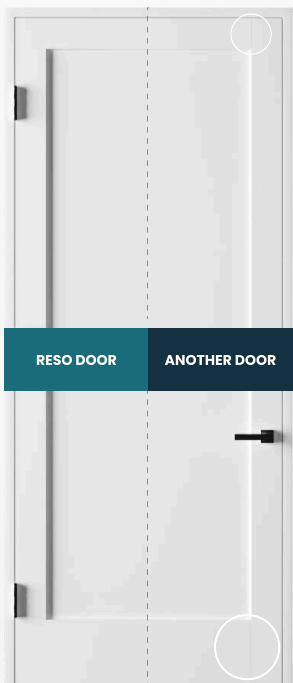


RMM-8479




RMM-MSI397

BENEFITS OF RESO DOORS




Seamless panel

- Reso has come up with the solution for smooth finished seamless panel doors.
- No seams, just a smooth flat panel.
- Veneer solid piece of MDF with three coats of prime



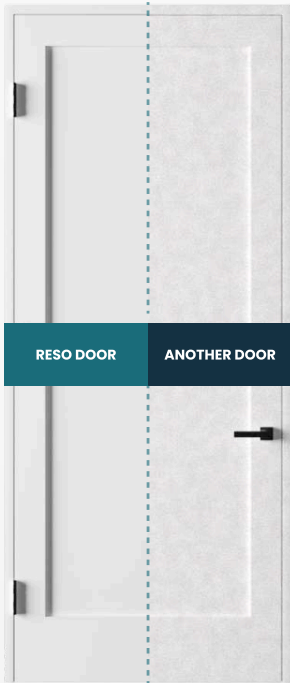
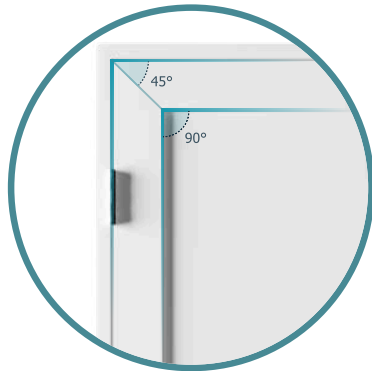
Heavy-duty weight

- Eco-friendly solid core wood construction offers maximum sound-absorbing and heat-saving properties.
- Designed with improved sound reduction compared to hollow core doors.



90 degrees in corners

- Due to the observance of geometry in production, our doors have clear, regular lines that form a right angle.
- In the realm of design, the presence of 90-degree corners bestows an absolute sense of perfection upon your creation.




Smooth surface

- Transform your space with ease — our door's smooth surface is primed and seamless, ready for your personal touch!
- No extra prep needed — just paint and admire the flawless finish.



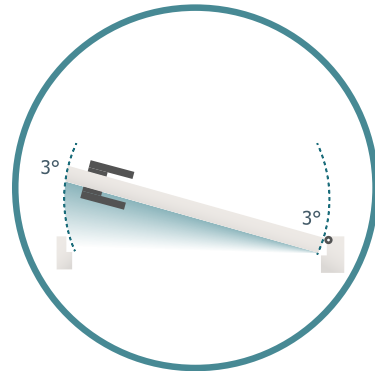
Surface for edge

- Reso doors have an impeccably smooth surface over the entire leaf area.
- Our special surface creates a smooth transition between the door surfaces and the door edge.



Bevel on both sides door

- Reso doors are supplied already factory beveled on both sides for reversibility.
- This allows for a tighter fit when the door is in the closed position.
- 3 degree bevel



OUR GALLERY



OUR GALLERY

